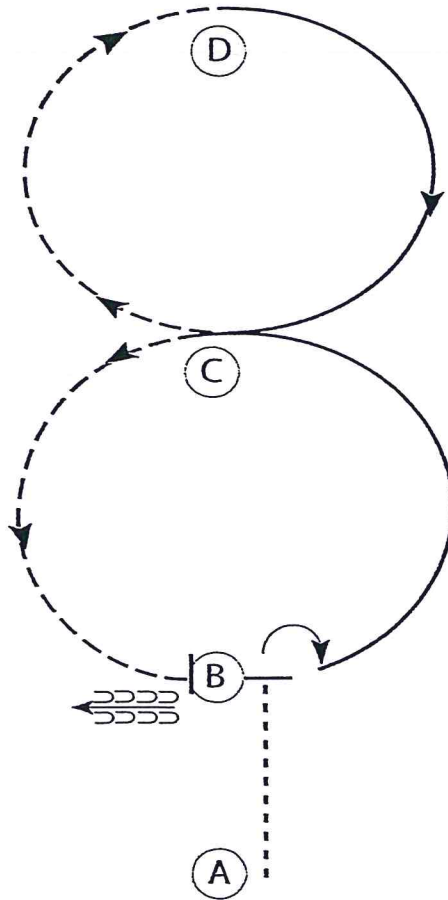


Hunt Seat Equitation



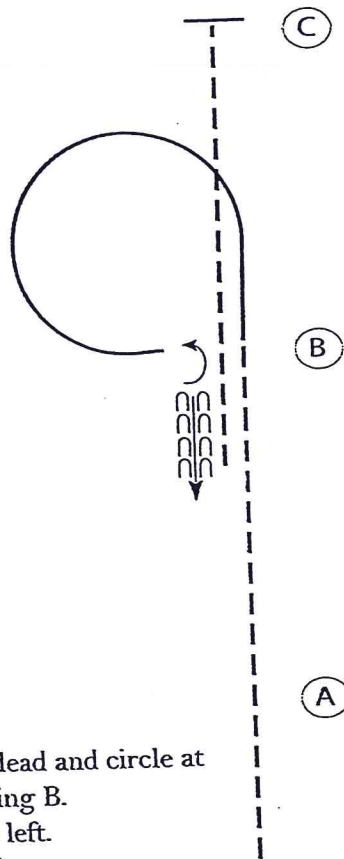
Be ready at A.

1. Walk to B.
2. Stop at B and perform a 90 degree turn to the right on the forehand.
3. Canter on the left lead to C.
4. Posting trot from C to D.
5. Canter on the right lead from D to C.
6. Posting trot from C to B.
7. Stop at B and back one horse length.

Follow the instructions of your ring steward.

Walk	-----
Trot	- - - - -
Extended Trot	-----
Canter	—————
Leg Yield	
Lead Change	↙
Back	←←←←←
Marker	ⓑ
Sidepass	←←←←←
Hand Gallop	—————

Western Horsemanship



Begin before A at a jog.

1. Jog from A to B.
2. At B, lope on the left lead and circle at B as shown. Stop facing B.
3. Turn 1/4 turn to the left.
4. Back one horse length.
5. Jog to C. Stop at C.

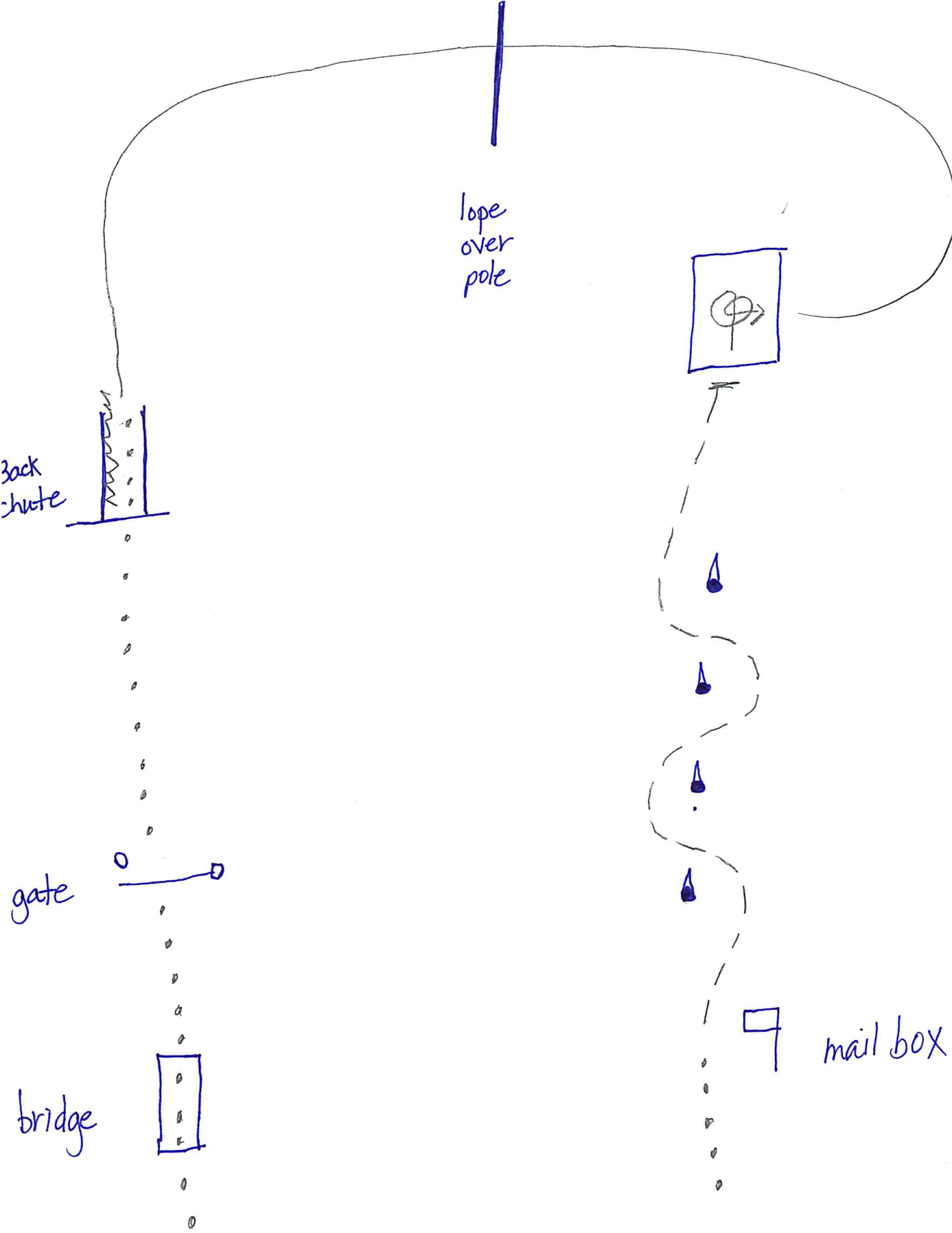
Follow the instructions of your ring steward.

Walk	-----
Jog	- - - - -
Extended Jog	-----
Lope	—————
Leg Yield	
Lead Change	—/—
Back	←←← ←←←
Marker	(B)
Sidepass	←-----→

TRAIL PATTERN

1. Enter at a walk, check mail.
2. Jog serpentine cones.
3. Halt in front of box. Enter turn 630° to left.
4. Walk out of box, lope left lead over pole.
5. Walk into chute, back out of chute, walk through chute.
6. Left-handed gate.
7. Walk over bridge.

Exit at a walk.



lope
over
pole

back
chute

gate

bridge

mail box